



WULFTEC

A DURAVANT COMPANY

CONVEYORIZED
WCRT-175 WCRT-200

NON-CONVEYORIZED
WRTA-100 WRTA-150 WRTA-175 WRTA-200



WULFTEC® STRETCH WRAPPERS Automatic Rotary Arms

WWW.WULFTEC.COM
WE FEAR NO PACKAGING CHALLENGE

Conveyorized

WCRT-175

Self-supporting three-legged model



WCRT Series:

- Optional elevating clamp for banding, separate double stack and one-way wrapping mode (WCRT-200)
- Easy access to all components for trouble-free maintenance
- 5,000 lbs load weight capacity (6,000 lbs option)
- Up to 60 loads per hour and more

WCRT-200


Self-supporting four-legged model



Non-Conveyorized

WRTA-100

Column-mounted model



WRTA-150

Floor-mounted model

WRTA Series:

- 20" NO-THREAD® powered pre-stretch carriage with 50-300% pre-stretch
- 25" ring GEAR bearing with pinion GEAR drive
- 12 RPM variable speed
- Unlimited load weight capacity
- Heavy-duty structural steel construction
- Nema 4/12 control cabinet
 - Superior protection against water and dust
 - Quick disconnect for fast and easy installation

WRTA-200

Self-supporting four-legged model



WRTA-175

Self-supporting three-legged model



We'll Keep You Running at Peak Speed!

Why Choose Wulftec?

Superior safety features are engineered into every Wulftec machine. Wulftec's exceptional performance characteristics ensure reliability even in the harshest working conditions. It's important to get the best value for your investment. Why save a few bucks on a stretch wrapper if it can't handle the workload? A stretch wrapper that constantly breaks down can't guarantee a secure wrap and it certainly won't help you ship products on time. When it comes to strength and flawless performance, no other manufacturer can compare to Wulftec. That's because only Wulftec stretch wrappers are backed by the Wulftec Advantage. Just ask any end-user who relies on a Wulftec stretch wrapper to keep end-of-line production rates at maximum efficiency: "You simply can't get better value for your money!"

Why Go Automatic?

Automatic stretch wrappers are designed to maximize throughput and efficiency. They take care of everything; all you need to do is change the roll of film. An automatic stretch wrapper will save you significant time and money.

Benefits of a Rotary Arm

Rotary arm models, compared to turntable models, are designed for increased flexibility and for unique load shapes or weights. The rotary arm rotates around a stationary load; a safe, highly effective way of wrapping very light, tall, heavy or unstable loads.

The Wulftec Advantage

- Allen Bradley PLC for more flexibility
- AC variable frequency drives and motors
- Heavy-duty steel construction
- Non-proprietary parts
- NO-THREAD® powered pre-stretch carriage
- Quick disconnects throughout for ease of installation and maintenance
- Superior warranties

Wulftec Warranty:

- 4-year unlimited cycle warranty (3 years on the WCRT models)
- 10-year warranty on structural steel frame
- 10-year warranty on 25" ring gear bearing
- LIFETIME warranty on pre-stretch rollers' blue compound



Features

1. Allen Bradley variable frequency drives

Wulftec was the first in North America to put AC variable frequency drives as standard equipment on all machines.

Why? AC variable frequency drives and motors are safer, offer a more reliable performance and require minimal maintenance. Wulftec stretch wrappers will save you time and money.

2. 20" NO-THREAD® pre-stretch carriage

20" NO-THREAD® powered pre-stretch carriage for quick, easy, ergonomic and safe film loading. Our pre-stretch ratio goes from 50% to 300% for optimal film use and reduced costs. With our revolutionary spring loaded carriage gate, our carriages are "maintenance free".

Angled carriage to wrap approximately 2" from conveyor or floor to guarantee a secure load.

3. 25" ring gear

Wulftec uses 25" ring GEAR bearing with pinion GEAR drive for unbeatable strength and durability. It's one of the main reasons we sell more rotary arm units than ALL other manufacturers combined. The ring gear bearing is warranted for a period of 10 years.

4. Dual chain carriage lift system

A dual chain carriage lift system and a dual structural steel boom improves machine security and ensures stable lifting thus eliminating vibrations.


5. Quick disconnects throughout

Electrical and pneumatic components are quick-disconnect type for ease of installation and maintenance.

6. Heavy-duty structural steel construction

Wulftec stretch wrappers benefit from an all-steel structural design for superior strength. That's why our stretch wrappers are well-known for their exceptional strength, durability and reliability – no matter how harsh your environment may be.

The structure is warranted for a period of 10 years.



Technical Specifications

| | CONVEYORIZED | | NON-CONVEYORIZED | | | |
|---------------------------------|--|--------------------------------|--|-------------------------|-------------------------|-------------------------|
| | WCRT-175 | WCRT-200 | WRTA-100 | WRTA-150 | WRTA-175 | WRTA-200 |
| Production Rate ¹ | Up to 60 loads per hour | Up to 100 loads per hour | Up to 50 loads per hour | Up to 50 loads per hour | Up to 50 loads per hour | Up to 50 loads per hour |
| Max Load Weight | 5,000 lbs (6,000 lbs optional) | 5,000 lbs (6,000 lbs optional) | Unlimited | Unlimited | Unlimited | Unlimited |
| Max Load Size | 48"L x 48"W x 80"H | 48"L x 48"W x 80"H | 54"L x 54"W x 80"H | 54"L x 54"W x 80"H | 54"L x 54"W x 80"H | 54"L x 54"W x 80"H |
| Machine Dimensions ² | 138"L x 141"W x 140"H | 138"L x 148"W x 140"H | 135½"L x 130"W x 119½"H | 165½"L x 130"W x 117½"H | 146"L x 130"W x 122"H | 141½"L x 130"W x 117½"H |
| Approx. Shipping Weight | 3,700 lbs | 4,500 lbs | 2,300 lbs | 2,350 lbs | 2,650 lbs | 2,800 lbs |
| Electrical Requirements | 230V/3/60 | 230V/3/60 | 120V/1/60 15A | 120V/1/60 15A | 120V/1/60 15A | 120V/1/60 15A |
| Pneumatic Requirements | 3 CFM @ 80 PSI; comes with Filter/Regulator | | 3 CFM @ 80 PSI; comes with Filter/Regulator | | | |
| Controls | <ul style="list-style-type: none"> NEMA 4/12 control cabinet with quick disconnect Touch screen operated controls Double brush dust tight slip ring | | <ul style="list-style-type: none"> NEMA 4/12 control cabinet with quick disconnect Separate up and down carriage speeds Separate top and bottom wrap selectors | | | |
| Film Delivery System | <ul style="list-style-type: none"> 20" NO-THREAD® powered pre-stretch carriage with revolutionary spring loaded carriage gate 1 HP AC motor with variable frequency drive 50-300% pre-stretch 30" carriage available | | <ul style="list-style-type: none"> 20" NO-THREAD® powered pre-stretch carriage with revolutionary spring loaded carriage gate 1 HP AC motor with variable frequency drive 50-300% pre-stretch 30" carriage available | | | |
| Film Tail Treatment | <ul style="list-style-type: none"> Automatic film clamping Pulse-controlled cutter Film alignment arm and brush treatment | | <ul style="list-style-type: none"> Automatic film clamping Pulse-controlled cutter Film alignment arm and brush treatment | | | |
| Rotary Arm Drive | <ul style="list-style-type: none"> 25" ring GEAR bearing with pinion GEAR drive 1 HP AC motor with variable frequency drive 15 RPM variable speed (17 RPM up to 35 RPM on WCRT-200) | | <ul style="list-style-type: none"> 25" ring GEAR bearing with pinion GEAR drive 1 HP AC motor with variable frequency drive 12 RPM variable speed | | | |
| Conveyors | <ul style="list-style-type: none"> Powered process conveyor 11'6" long Heavy-duty cast iron flange mounted bearings 2½" diameter rollers on 3" centers 52" BFR (between frame rails) | | N/A | | | |
| Structure | Heavy-duty structural steel construction | | Heavy-duty structural steel construction | | | |
| Warranty | <ul style="list-style-type: none"> 3-year unlimited cycle warranty 10-year warranty on steel structure 10-year warranty on 25" ring gear bearing Lifetime warranty on pre-stretch rollers' blue compound | | <ul style="list-style-type: none"> 4-year unlimited cycle warranty 10-year warranty on steel structure 10-year warranty on 25" ring gear bearing Lifetime warranty on pre-stretch rollers' blue compound | | | |




Reduced energy usage by throughput anticipation: Conveyorized automatic machines will operate at a lower speed when the throughput from the line is slower and speed up to allow production bursts. For an average production line³, the energy savings would equal 20 x 40 watt lamps lit for 6 hours!

Reduced film waste by optimized resolution: We use a higher resolution positioning system to deliver the film in a more accurate quantity. This means an average film reduction of 4 feet of film per pallet when compared to other control systems! That's 60 miles³ of unstretched film per year!

Reduced general waste by better product protection for handling and transport: With very low wrap capability, the product is properly secured to the pallet, resulting in a pallet that is more stable for transport and therefore less damage!

Reduced electricity consumption: By using variable frequency drives on all its motors, Wulftec ensures that only the power required by the load is used, regardless of the HP of the motor. By this, we have standardized our motor sizes, allowing for less parts in inventory for us and our customers. This translates into greener operations at our end and at your end.



1. Production rate based on load size and configuration
2. Overall dimensions of the machine in operation
3. Based on a production rate of 60 pallets per hour, 2 shifts, where 50% of the production is in "peak-mode", 250% pre-stretch

All machine specifications are subject to change without prior notice / Nominal dimensions shown



WULFTEC

A DURAVANT COMPANY

Wulftec International Inc.

209 Wulftec, Ayer's Cliff, Quebec, Canada JOB 1C0

Toll free: 877.WULFTEC (985.3832)

Phone: 819.838.4232

Fax: 819.838.5539

Email: wulftec@wulftec.com



WULFTEC IS A MEMBER OF THE DURAVANT FAMILY OF COMPANIES

PACKAGING SOLUTIONS | FOOD PROCESSING SOLUTIONS | MATERIAL HANDLING SOLUTIONS | SUPPORTPRO

www.duravant.com